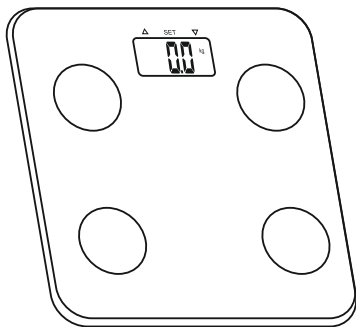


**Personal Scale
WS 07**



**INSTRUCTION FOR USE MANUAL
&
WARRANTY CARD**

*Please thoroughly read the instructions manual before using the unit.
*Please save this instruction manual for further reference.

Specifications:

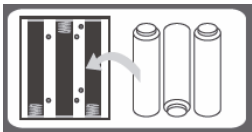
- 1) High precision strain gauge sensor system.
- 2) Capacity: 5 kg-180 kg (Unit: kg lb st:lb)
Remark: The scale would be switched on when a weight of 6 kg or more is placed on it. After switching on, the minimum weight of this scale can be measured is 5kg. Accuracy: 100g
- 3) On / Off: Automatic
- 4) Indication of overload: [Err]
- 5) Indication of low batteries: [Lo]
- 6) Backlight LCD
- 7) Memory 10 user memory (storage of personal data)
- 8) Measurement: Weight, body fat(%), body water(%), muscle(%), bone substance, BMI and calorie

About Buttons

- ▲----- Press it to change the data during setting.
- SET----- Press it to confirm the data.
- ▼----- Press it to change the data during setting.

Battery Installation

- a) Before using the scale, check the battery compartment and remove any plastic insulation strips.
- b) If you are replacing the batteries, make sure the positive and negative contacts are properly aligned.



LCD drawing



How to measure the body weight

- 1) Use the scale on the flat, level surface. Do not weigh on carpet as it may affect accuracy.
- 2) Step on the platform. Once the weight is stabilized, it will be locked data on the display.
- 3) The scale will turn off automatically after 60 seconds of no use



How to measure Weight, body fat(%), body water(%), muscle(%), bonesubstance, BMI and calorie

For weight body fat(%), body water(%), muscle(%), bone substance, BMI and calorie

Please setting the scale as below steps:

- 1) Press "SET" key for seconds to set your personal data when the LCD shows "0.0kg". Press "▲" or "▼" key to select a number from 0 to 9 as your personal code when the code number flashes on the LCD and once you reach your target number, please press "SET" to confirm.



Press "▲" or "▼" to choose Male or female when the gender symbol flashes on the LCD and then press "SET" to conform.



Press "▲" or "▼" to reach your target age when "age" and the number flash on the LCD and then press "SET" to confirm.



Press “▲” or “▼” to reach your target height when the number and “cm” flash on the LCD and then press “SET” to confirm. Now the setting is finished.



After finishing above operation, the LCD will back to 0.0kg, now please step on the scale gently and keep your bare feet in touch with the electrodes. Stand still to get your weight measurement, after the LCD shows 4 moving “0”, see below icon,



then your weight, body fat(%), body water(%), muscle(%), bone substance, BMI and calorie will be displayed respectively on the LCD within seconds. These results will be repeated for three times and the scale will be auto off if no further using.

Note:

The personal data will be stored once you set. Just confirm your code when you use the scale again and your other information will be showed so there is no need to program them again.

Error icon of the scale

Overload: the LCD will indicate: "Err", when scale is over max capacity 180kg/396lb. Please remove the weight to avoid any damage.



Low battery: the LCD will indicate: "Lo", Please open the battery cover and replace the new battery with correct polarity and negative.



Attention

1. Please take off shoes and socks and keep your bare feet in touch with the electrodes when taking body fat %,water %,muscle%,bone substance,BMI and Calorie measurement.
2. Please check the batteries if the scale malfunctions. Change new batteries if necessary.
3. Please use soft tissue with alcohol or glass cleaner to clean the surface if it is dirty. No soap or other chemicals. Keep it away from water, heat and extreme coldness.
4. The scale is high precision measuring device. Never jump or stomp on the scale or disassemble it and please handle it carefully to avoid breaking when moving it.
5. The scale is for family use only and not suitable for professional use. body fat %,water %,muscle %,bone substance,BMI and Calorie measured are for reference only. You should consult a doctor when you undertake any diet or exercise program.
6. **Caution:** Slippery when wet ! The glass platform maybe pretty slippery when wet, thus please make sure both the glass and your feet are dry before use. Never step on the scale platform with wet foot.



Reference table

Body Fat Ranges for Standard Adults

Gender	Age	Underfat	Health	Overfat	Obese
Male	10- 20	<14	14-18	18-26.6	>26.6
	20-40	<14.2	14.2-18.8	18.8-27.2	>27.2
	40-60	<14.2	14.2-18.8	18.8-27.2	>27.2
	60-80	<14.6	14.6-19.3	19.3-28.3	>28.3
Female	10- 20	<16.6	16.6-22.2	22.2-30.6	>30.6
	20-40	<17.2	17.2-22.6	22.6-31.6	>31.6
	40-60	<17.2	17.2-22.6	22.6-31.6	>31.6
	60-80	<17.8	17.8-23.2	23.2-32.2	>32.2

Body Hydration Percentage Range

Gender	Age	Slight	Low	Standard	High
Male	10-20	<53	53-57	57-70	>70
	20-40	<50	50-54	54-62	>62
	40-60	<48	48-53	53-59	>59
	60-80	<44	44-49	49-57.5	>57.5
Female	10-20	<52	52-55	55-63	>63
	20-40	<49	49-52	52-60	>60
	40-60	<45	45-49	49-56	>56
	60-80	<39	39-43	43-52.5	>52.5

Body muscle percentage range

Gender	Slight	Low	Standard	High
Male	<35	35-39	39-49	>49
Female	<30	30-35	35-44	>44

Body substance

Gender	Slight	Low	Standard	High
Male	<4.2	4.2-4.5	4.5-5.1	>5.1
Female	<3.6	3.6-3.9	3.9-4.3	>4.3

Kcal Reference list

AGE	FEMALE		MALE	
	Weight (KG)	KCAL	WEIGHT (KG)	KCAL
6-17	50	1265	60	1620
18-29	55	1298	65	1560
30-49	60	1416	70	1680
50-69	60	1302	70	1561
70-100	50	1035	65	1397

BMI Reference List

Low	Health	High	Overfat
<18.5	18.5-24.9	25-30	>30

WARRANTY CARD

Personal Scale WS 07 is made under strict quality control & utmost care is taken to ensure long, trouble free service.



- This unit is warranted for a period of 12 months from the date of purchase.
- This card must be duly filled in, stamped & signed by the dealer.
- This card & relevant invoice must be preserved and presented to the dealer when the unit is sent for repairs.
- We undertake to repair or replace at our discretion any part which was originally defective, provided the unit was not tampered with or mishandled.
- It shall be customer's responsibility to deliver the unit to the authorized service station; freight prepaid & collect the unit from service station after repairs.
- The warranty is only against manufacturing defects & shall not be applicable in case of damage due to accident, acts of nature, loss of components, intentional damage, improper installation or if it was opened or serviced by unauthorized persons.
- The warranty is void, if the Product is not operated according to instructions given in the "Instruction Booklet", If any repair work is carried out by persons other than authorized company personnel, defects are caused by improper or reckless use, which shall be determined by company personnel.
- The warranty shall not extend towards the payment of compensation to anyone or entitle the customers to replacement of the products as a whole.
- The warranty expressly excludes every condition or warranty whether statutory or otherwise, or any claim for consequential loss or damage.
- Warranty does not cover accessories external to the equipment, defects caused due to causes beyond control like lighting, abnormal voltage, acts of God or while in transit to service center or to purchasers/premises.
- In the event of a defect being noticed in the equipment during the warranty period, the company or its authorized customer care center/service dealer reserves the right to retain any parts / or components replace at its discretion.

Imported & Marketed by:

MEDTECH LIFE PVT. LTD.

Address: Plot no 05, Morai Industrial Park, S.No.315/5, Morai, Valsad,
Gujarat - 396185, India. Made in China.

For Consumer complaint, Please contact Consumer Care
Officer at above address  /  +91 720 8088 720

 support@medtechlife.com  www.medtechlife.com



**Personal Scale
WS 07**

WARRANTY CARD

Subject to Mumbai Jurisdiction only

No.

Model

Serial No.

Invoice No. Date:

**Stamp and Signature
of Dealer**

**Name and Address
of Dealer**

